

Container power generation prices in Romania





Overview

Where does Romania import electricity?

Romania exports and imports electricity to and from neighboring countries, including Hungary, Bulgaria, Serbia, Ukraine, and Moldova, and is also part of the European Union's internal energy market, which aims to create a single, competitive market for electricity and gas across EU member states.

What is the energy sector like in Romania?

Romania's energy sector is key to its evolving economy and security policy. It has a diverse energy mix, including coal, natural gas, nuclear, hydroelectric, and renewable sources. The largest share of electricity production historically came from coal and natural gas, followed by hydroelectric and nuclear power.

Why are energy prices rising in Romania?

Meanwhile, the transport sector's energy use has increased, highlighting areas for potential energy efficiency improvements. Energy prices, especially for electricity, have surged dramatically, placing Romania among the EU's highest, largely due to supply constraints and geopolitical factors.

How much does electricity cost in Romania?

In Romania, the increase shows a more dramatic escalation. Starting at 0.1333 €/kWh in the first half of 2018, the price more than tripled after the start of 2021, reaching 0.4199 €/kWh by the first half of 2023. The increase is even higher for non-household consumers.

How much energy does a shower save in Romania?

With the energy-saving shower, you can save up to 50% energy compared to standard shower heads. Or you can shower half the time. With the electricity price today in Romania you can save 0.05 € for each shower. What determines the electricity spot price?



Supply and demand determine the price of electricity in Europe.

What is the energy supply structure in Romania?

III. Romania has had a balanced energy capacity structure with a diversified source of energy supply in the last decade. At the end of 2022, in the total supply of energy, the most important contribution was from oil and petroleum products (33%) and natural gas (26.4%), while solid fossil fuels represented 11%.



Container power generation prices in Romania



Wholesale Electricity Price Projections for Romania

Our Offering AFRY Independent Market Report Presents our annual projections for wholesale electricity prices out to 2060 for our three internally consistent scenarios (High, Central and ...

Electricity spot prices in Romania today, hour by hour

Electricity spot prices in Romania today, hour by hour. Including prices for the last 30 days.



Romania



The largest share of electricity production historically came from coal and natural gas, followed by hydroelectric and nuclear power. In recent years, there has been a shift ...

Electricity prices

In Romania today, dynamic tariff contracts typically specify a formula based on PZU prices. For example, one large offer ("E.ON Dinamic



Electric") bills each hour's consumption at that hour's ...



[Romania Day Ahead Market average prices](#)

Last 30 Days : 2025-08-08 - 2025-09-06 Day Ahead Electricity Market - average prices for Romania Download Chart 2025 Year - Day Ahead Electricity Market - average prices for ...

Nova Power & Gas confirms investment in the largest battery ...

Through these investments, we aim to maintain and strengthen our leadership in energy storage, while making substantial investments in gas-fired electricity generation to ...



OPCOM

OPCOM provides information on electricity market operations in Romania, including prices, reports, and relevant updates.



Romania Solar Panel Manufacturing , Market Insights ...

Explore Romania solar panel manufacturing with market analysis, production statistics, and insights on capacity, costs, and industry growth trends.



Romania's Energy Storage Container Market: Solutions for ...

With industrial electricity prices jumping 23% year-over-year [1] and renewables contributing 42% of national power generation [3], businesses are desperately seeking stability. Enter energy ...

Romania Electricity Statistics

Electricity generation and consumption, imports and exports, nuclear, renewable and non-renewable (fossil fuels) energy, hydroelectric, geothermal, wind, solar energy



Navigating Romania's PV boom

A latecomer to the European PV party, Romania's embrace of clean energy means it is perfectly placed to ride the wave of urgently ramped ...



Romanian Electricity Market Diverse; Regulations Changing

Average day-ahead (DAH) electricity market prices in Romania have surged in 2021, in line with other European countries. They increased by about 2.5x yoy in 9M21, and ...




Romania's Solar Energy Landscape: An Overview

The renewable energy sector in Romania is at an exciting crossroads, with the country looking to address both domestic energy demand and international ...

Romania amid Rising Gas and Electricity Prices

With an average price of EUR103.5/MWh in 2024, Romania was second only to Ireland and Italy among the most expensive spot electricity markets in the EU. High prices are ...





Romania Energy Market Report , Energy Market Research in Romania

...

The Romania energy market data since 1990 and up to 2024 is included in the Excel file accompanying the Romania country report. It showcases the historical evolution, allowing ...

IMPACT OF THE NATIONAL ENERGY MIX EVOLUTION ...

Abstract: The paper approaches one of the most discussed topics in the energy sector, namely the impact on the 2030 power mix structure and on the energy price of commissioning ...



Romania and the path to renewables: solar panels

Source: SolarPower Europe EU Market Outlook for Solar Power 2023-2027 The case of Romania
The 1 GW of newly installed solar capacity in Romania this year marks a 308 ...

Energy sector in Romania

Romania's energy sector has been deeply affected by the COVID-19 pandemic and the ongoing war in Ukraine, leading to substantial transformations within it.



Romania: Electricity consumption and production in 2024

Wind power production dropped by 19% to 5.61 TWh, while solar power generation surged by 57.1%, reaching 3.37 TWh. Romania's electricity exports during January-November ...



The Solar Developer's Roadmap to Power Purchase ...

In Romania, obtaining a Power Purchase Agreement (PPA) for a Photovoltaic Power Plant (PVPP) is a crucial step for the financial viability of ...



Wholesale Electricity Price Projections for Romania

Presents our annual projections for wholesale electricity prices out to 2060 for our three internally consistent scenarios (High, Central and Low). These scenarios incorporate total energy ...





Romania's power generation capacity gains 1.9 GW in ...

Romania's power generation capacities increased by 1.9 GW in 2024, driven by a combination dominated by the PV prosumers that, for the ...



[Romania Energy Market Report , Energy Market ...](#)

The Romania energy market data since 1990 and up to 2024 is included in the Excel file accompanying the Romania country report. It showcases the ...

Romania

With an average price of EUR103.5/MWh in 2024, Romania was second only to Ireland and Italy among the most expensive spot electricity ...



Romania Energy Sector

Figures 16 and 17 below reveal a comparative perspective on electricity prices for household con-sumers across diferent regions, specifically the European Union, Poland, and Romania, over a ...



Romania

Sources of electricity generation Electricity can be generated in two main ways: by harnessing the heat from burning fuels or nuclear reactions in the form of ...



Contact Us

For catalog requests, pricing, or partnerships, please visit:
<https://www.talbert.co.za>